

WROUGHT IRON



Featured here: Kirsch® Wrought Iron Bird Cage Finials in Black finish with coordinating holdbacks

Featured on the cover: Kirsch® Wrought Iron Collection with Crown Palace finials in black with roman shades from Classique collection with room darkening in mocha in hobbled style with motorized lift system.

WROUGHT IRON

Old World Spanish influences embrace modern touches in the new Wrought Iron Collection. Kirsch designers, in concert with interior designers from around the country, shaped this exciting collection that ranges from classic profiles to unmistakably modern motifs. Single and double brackets, holdbacks, rings, finials and a stoutly-made 1" rod dazzle in five finishes: Black, Rust, Iron Oxide, Iron Gold, and Antique Pewter. A striking expression that is both organic and sophisticated, the new Wrought Iron Collection can complement any interior design vision.

Color photography in print may vary slightly from actual finished product. Please confirm your color selection with the Kirsch Swatch Card or Kirsch Display Board.



56350
Bird Cage
Size: 5¼"l x 2¾"w x 2¾"h, .75 lbs.
Finishes: 011, 770, 777, 801, 802



56351
Pedestal Ball
Size: 4½"l x 2¾"w x 2¾"h, .95 lbs.
Finishes: 011, 770, 777, 801, 802



56352
Leaf Scroll
Size: 5½"l x ¾"w x 2¾"h, .95 lbs.
Finishes: 011, 770, 777, 801, 802



56353
Acanthus Arrow
Size: 4½"l x 4¼"w x 2"h, 1.65 lbs.
Finishes: 011, 770, 777, 801, 802



56354
Pine Cone
Size: 4½"l x 3¼"w x 3¼"h, 2 lbs.
Finishes: 011, 770, 777, 801, 802

WROUGHT IRON

Finials and End Cap



56355
Beveled Brick
Size: 4"l x 1 1/4"w x 1 3/4"h, 1.45 lbs.
Finishes: 011, 770, 777, 801, 802



56356
Crown Palace
Size: 3 3/4"l x 3 3/8"w x 3 3/8"h, .5 lbs.
Finishes: 011, 770, 777, 801, 802



56357
Inner Lace
Size: 5"l x 1/2"w x 3 1/2"h, .65 lbs.
Finishes: 011, 770, 777, 801, 802



NEW

56373
Petite Modern Ball
Size: 2"l x 1 3/4"w x 1 1/4"h
Finishes: 011, 770, 777, 801, 802



NEW

56374
Petite Faucet
Size: 1 3/4"l x 1 3/4"w x 1 1/4"h
Finishes: 011, 770, 777, 801, 802

WROUGHT IRON

End Cap, Swivel Sockets and Poles



56358
End Cap
Size: 7/8"l x 2"w x 2"h, .40 lbs.
Finishes: 011, 770, 777, 801, 802



56367
Swivel Socket
Finishes: 011, 770, 777, 801, 802

Pole Finishes

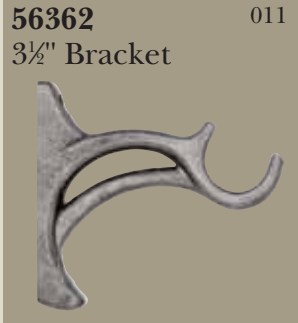


1" Diameter Poles
56359 6' Pole, .55 lbs per ft.
56360 8' Pole, .55 lbs per ft.

Poles can easily be spliced together to accommodate a specific width. Splice part number is 56366

WROUGHT IRON

Brackets



56362
Bracket
Projection: 3½"
Size: 4⅝"l x ⅝"w x 4"h, .75 lbs.
Finishes: 011, 770, 777, 801, 802



56363
Bracket
Projection: 5½"
Size: 6¼"l x ⅝"w x 4¼"h, .95 lbs.
Finishes: 011, 770, 777, 801, 802



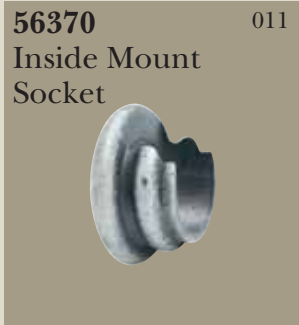
56364
Bracket
Projection: 7½"
Size: 8⅝"l x ¾"w x 4¾"h, .95 lbs.
Finishes: 011, 770, 777, 801, 802



56365
Double Bracket
Uses 1" rod for inner and outer diameter rod
Outside Projection: 6½"
Inside Projection: 3½"
Size: 7½"l x ⅝"w x 5⅝"h, 1.65 lbs.
Finishes: 011, 770, 777, 801, 802



NEW
56372
Center Bypass Bracket*
Uses 1" rod for inner and outer diameter rod
Projection: 3½"
Size: 4⅝"l x ⅝"w x 4"h, .75 lbs.
Finishes: 011, 770, 777, 801, 802
In order to secure the pole properly use with two outer brackets (56362) and C rings only (56371)



NEW

56370
Inside Mount Socket
Uses 1" rod between two facing walls
Finishes: 011, 770, 777, 801, 802




56361
Eyelet Rings with Clips
Inside Diameter 1 3/8"
Outside Diameter 2 3/8"
Eyelet Pin Setting: 1/2"
Finishes: 011, 770, 777, 801, 802



C-Rings have a space that allows the rings to be drawn across the new Kirsch Center Bypass Bracket (56372). Best when used with Baton (56375) and Center Bypass Bracket (56372).

NEW

56371
C-Rings
Inside Diameter 1 3/8"
Outside Diameter 2 3/8"
Eyelet Pin Setting: 1/2"
(7 per bag)
Finishes: 011, 770, 777, 801, 802



The new Wrought Iron Baton is a decorative accent that can be used for opening and closing drapes. The baton is 36 inches and is attached to a C-Ring, which can be used as a leading edge ring. Best when used with C-Rings (56371) and Center Bypass Bracket (56372).

NEW

56375
Baton
Inside Diameter 1 3/8"
Outside Diameter 2 3/8"
Eyelet Pin Setting: 1/2"
Finishes: 011, 770, 777, 801, 802



56366
Splice
Size: 6" long
Finish: 061 Zinc Plated
In order to create longer poles, this splice can be used to join two poles. Insert the splice into both poles so that the two poles meet in the middle of the splice. A bracket should be installed at the placement of the splice.



56368
Holdback Base
Size: 4 7/8" l x 3 1/16" w x 3 1/16" h, 1.40 lbs.
Finishes: 011, 770, 777, 801, 802

Holdback Base to be used with Kirsch 1" Finials and/or end caps.



56369

Finial Plugs

Finish: 058 Clear Plastic

Kirsch Wrought Iron Finials are packaged in pairs. The finials screw directly into a finial plug, making it easy to keep them even and level every time. Two finial plugs are included with every pair of finials and end caps and can also be purchased separately. The finial plugs can be used on the Kirsch 1" Wrought Iron Pole and the Kirsch Wrought Iron Holdback Arm.



Molly Anchor

As a convenience, we include two molly anchors with each bracket and holdback arm that can be used with ½" drywall (the most common residential sheetrock).



County Draperies, Inc.

Toll-free 800•453•7273

www.drape.com