



Featured here: Kirsch® Metal Accessories Camber Medallions in Antique Brass finish with Studio Coordinates® Terra finials.

Featured on the cover: Kirsch® Metal Accessories drapery hardware in an elegant Black finish with Wexford Medallions. Coordinates with Kirsch Studio Coordinates® and Estate Ultra Decorative Drapery Hardware programs.

METAL ACCESSORIES

Kirsch's new Decorative Metal Accessories can transform the everyday into an expression that is unique and personal. Inspired by neo-classical and American influences, the collection's various components — Medallions and Knobs, Holdback Extensions, End Caps and Swivels Sockets — can function alone or in pleasant harmony with other Kirsch collections like Estate Ultra™ and Studio Coordinates®. Six designs, five finishes, unlimited possibilities.

Color photography in print may vary slightly from actual finished product. Please confirm your color selection with the Kirsch Swatch Card or Kirsch Display Board.

METAL ACCESSORIES

Coordinates with Kirsch Studio Coordinates® and Estate Ultra™ programs
Medallion Holdbacks




54900
Woven Medallion
Size: 4½" diameter
Finish: 062



54901
Trellis Medallion
Size: 4½" diameter
Finishes: 006, 012, 110



54902
Camber Medallion
Size: 4½" diameter
Finishes: 006, 062, 115



54903
Acanthus Bloom Medallion
Size: 4½" diameter
Finishes: 062, 115



54904
Wexford Medallion
Size: 4½" diameter
Finishes: 006, 012, 110



54905
Nailhead Medallion
Size: 4½" diameter
Finishes: 006, 110, 115

METAL ACCESSORIES

Coordinates with Kirsch Studio Coordinates® and Estate Ultra™ programs
Scarf Rings and Knob Tiebacks



54906
Camber Knob
Size: 3" diameter
Finishes: 006, 062, 115



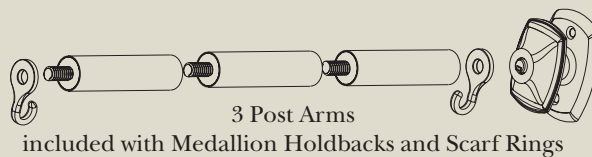
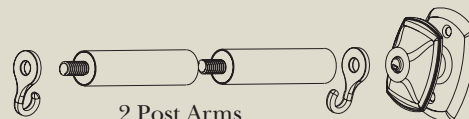
54907
Acanthus Bloom Knob
Size: 3" diameter
Finishes: 062, 115



54908
Wexford Knob
Size: 3" diameter
Finishes: 006, 012, 110



54804
Scarf Ring
Size: 4⁷/₈" l x 3¹/₆" w x 3¹/₆" h
Finishes: 006, 012, 062, 110, 115



Post Arm Support Weight
1 Post Arm (2¹/₂" extension) 15 lbs.
2 Post Arms (5" extension) 8 lbs.
3 Post Arms (7¹/₂" extension) 3 lbs.

The Metal Accessories Collection includes the following finishes:
006 Black, 012 Satin Nickel, 062 Antique Brass, 110 Satin Brass, 115 Brushed Copper.

METAL ACCESSORIES

Coordinates with Kirsch Studio Coordinates® and Estate Ultra™ programs
End Caps, Swivel Sockets and Swagholder





54800
1 3/8" End Cap
Size: 7/8"l x 1 1/8"w x 1 7/8"h
Finishes: 006, 012, 062, 110



54801
2" End Cap
Size: 1 1/8"l x 2 5/8"w x 2 5/8"h
Finishes: 012, 062, 110



54802
1 3/8" Swivel Socket
Size: 6"l x 3 1/4"w x 3 1/4"h
Finishes: 006, 012, 062, 110



























































54803
2" Swivel Socket
Size: 6 1/4"l x 3 13/16"w x 3 13/16"h
Finishes: 012, 062, 110



5470
Tulip Swagholder
Size: 5"l x 3"w x 3"h
Finish: 063 Brass

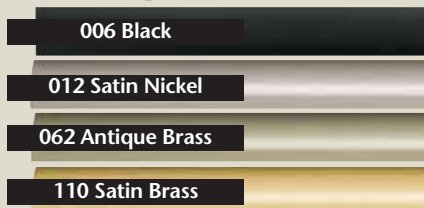
METAL ACCESSORIES

Coordinates with Kirsch Studio Coordinates® and Estate Ultra™ programs

NUMBER	PRODUCT	Black 006	Satin Nickel 012	Antique Brass 062	Satin Brass 110	Brushed Copper 115
 54900	Woven					
 54901	Trellis					
 54902	Camber					
 54903	Acanthus Bloom					
 54904	Wexford					
 54905	Nailhead					
 54906	Camber Knob					
 54907	Acanthus Bloom Knob					
 54908	Wexford Knob					
 54804	Scarf Ring					
 54800	1 1/8" End Cap					
 54801	2" End Cap					
 54802	1 1/8" Swivel Socket					
 54803	2" Swivel Socket					

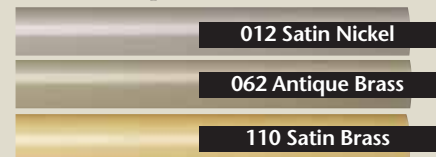
STUDIO COORDINATES®

1 1/8" diameter poles for 54800 and 54802



ESTATE ULTRA™

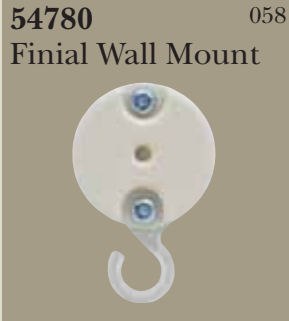
2" diameter poles for 54801 and 54803



The Metal Accessories Collection includes the following finishes:
006 Black, 012 Satin Nickel, 062 Antique Brass, 110 Satin Brass, 115 Brushed Copper.

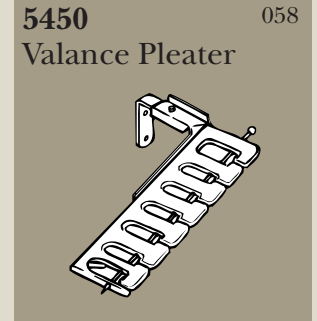
METAL ACCESSORIES

Coordinates with Kirsch Studio Coordinates® and Estate Ultra™ programs
 Finial Wall Mount and Valance Pleater



54780 058
 Finial Wall Mount

54780
 Finial Wall Mount Adapter
 Size: 1 3/8" diameter
 Projection: 1.1"
 Finish: 058 Clear



5450 058
 Valance Pleater

5450
 7" Valance Pleater
 Clearance: 2 1/2" - 3 1/8"
 Finish: 058 Clear

METAL ACCESSORIES

Holdbacks & Tiebacks



5669E 025
 Nite Holder

5669E
 Nite Holder
 Clearance: 8 1/4"
 Finish: 025 White



7623B 058
 Concealed Tieback

7623B
 Concealed Tieback
 Projection: 3 1/2"
 Finish: 058 Clear




7618B 063
 Decorative Hook

7618B
 Decorative Hook
 Projection: 1/4"
 Finish: 063 Brass




7652 058
 Concealed Tieback

7652
 Concealed Tieback
 Projection: 5" - 8"
 Finish: 058 Clear



7620B 063
 Hooks and Rings

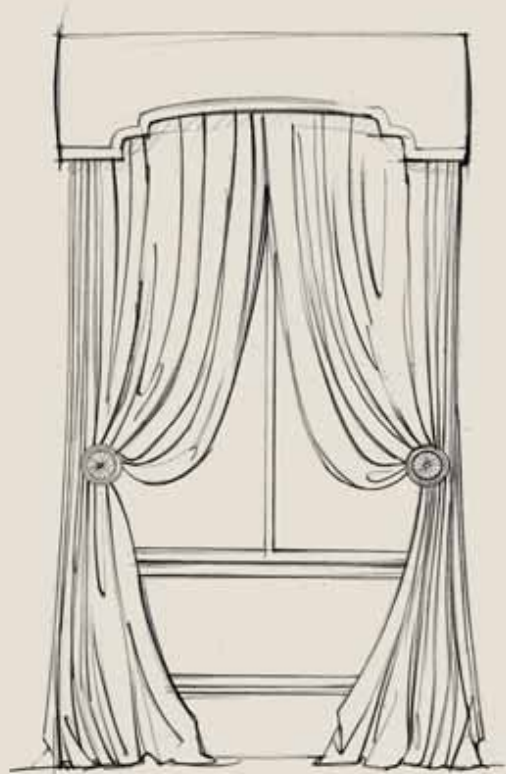
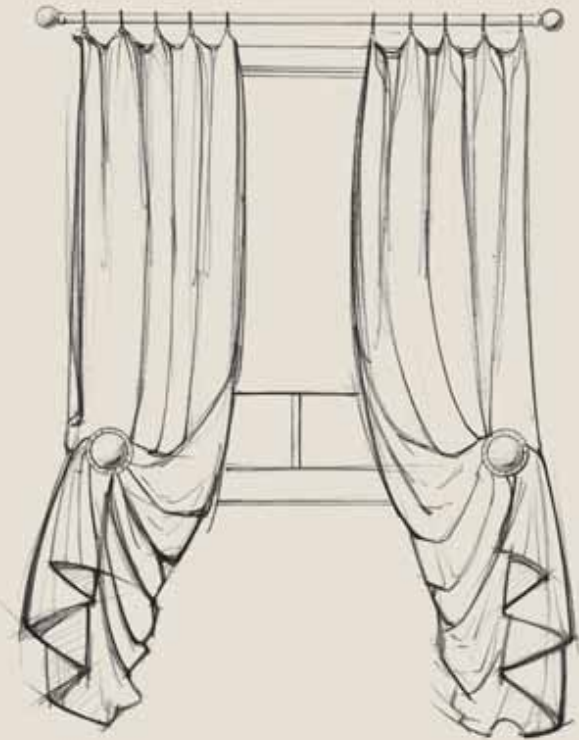
5620B
 Hooks and Rings
 Finish: 063



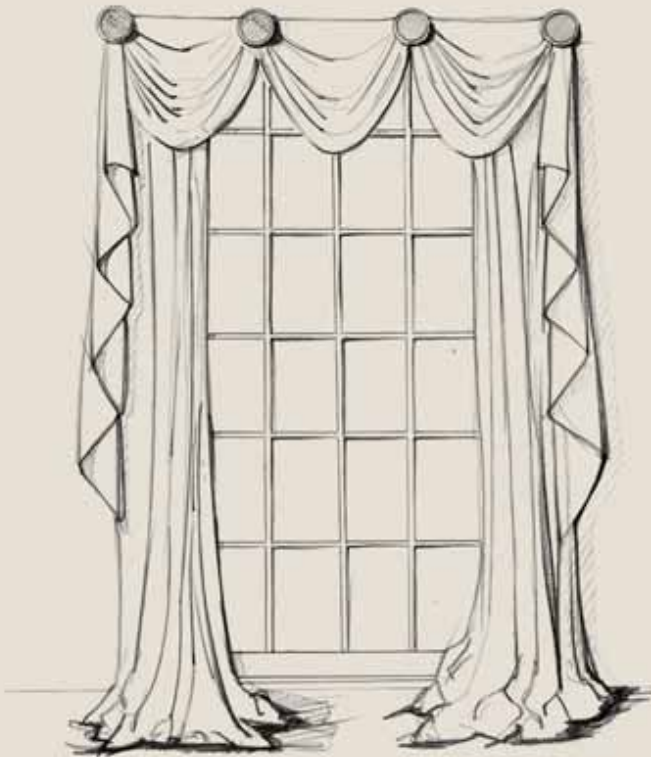
1027B 063
 Hooks and Plugs

1027B
 Hooks and Plugs
 Clearance: 1 1/2"
 Finish: 063 Brass

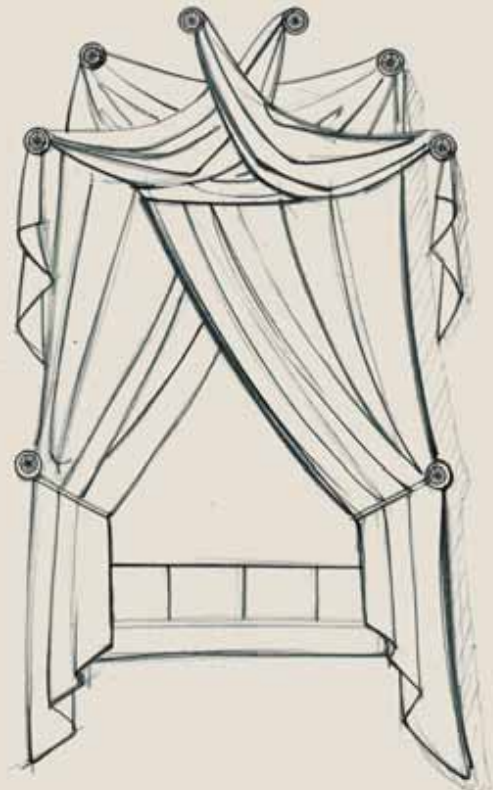
WINDOW SOLUTIONS



Medallion holdbacks neatly holdback the curtain allowing more light into the room.

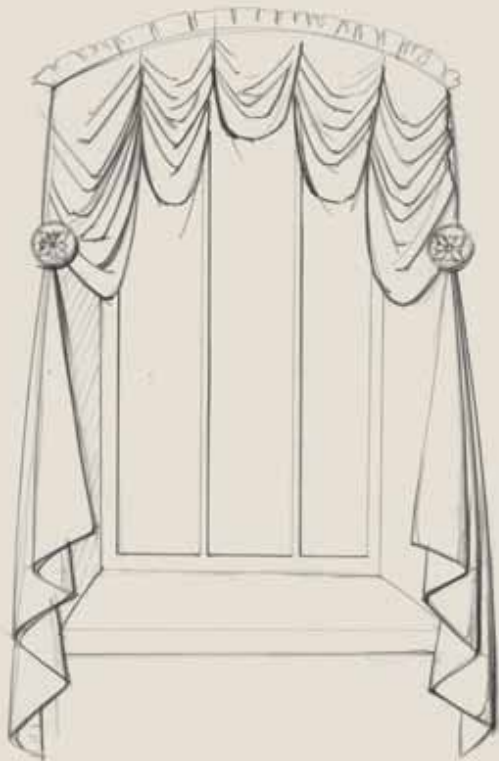


A great alternative to standard drapery rods.



Embellish specialty-shaped windows.

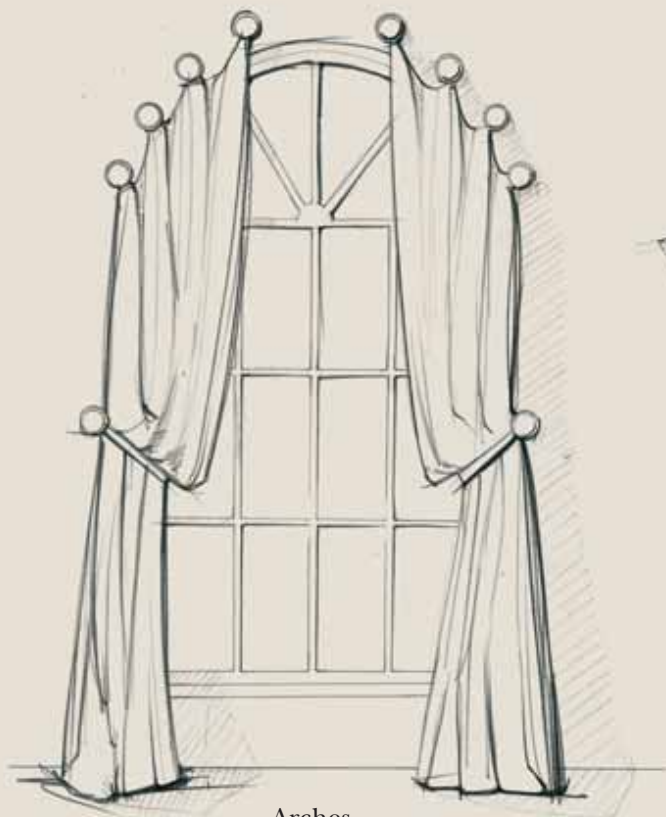
ADD FORMALITY TO ANY ROOM



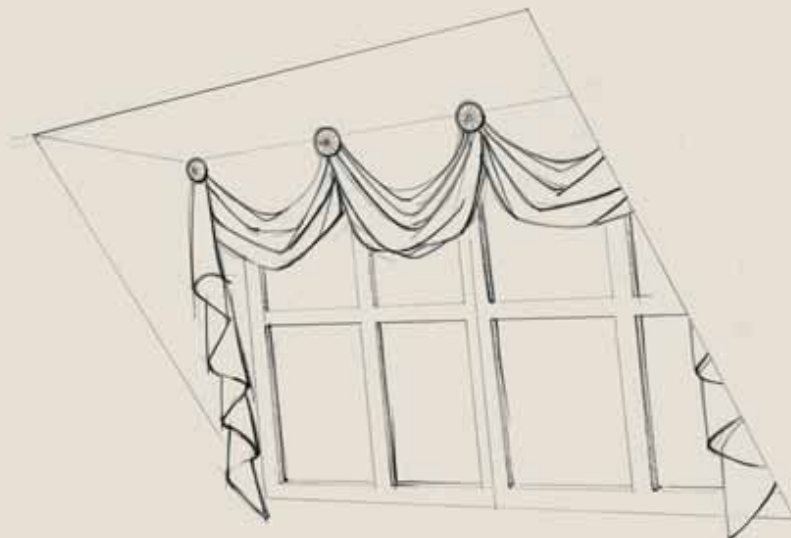
Sketches by Designer Nate Justiss

The Metal Accessories Collection includes the following finishes:
006 Black, 012 Satin Nickel, 062 Antique Brass, 110 Satin Brass, 115 Brushed Copper.

CORNER DIFFICULT WINDOWS



Arches



Dormer Windows



Bay Windows (Use part #54802 or 54803)



Alcoves

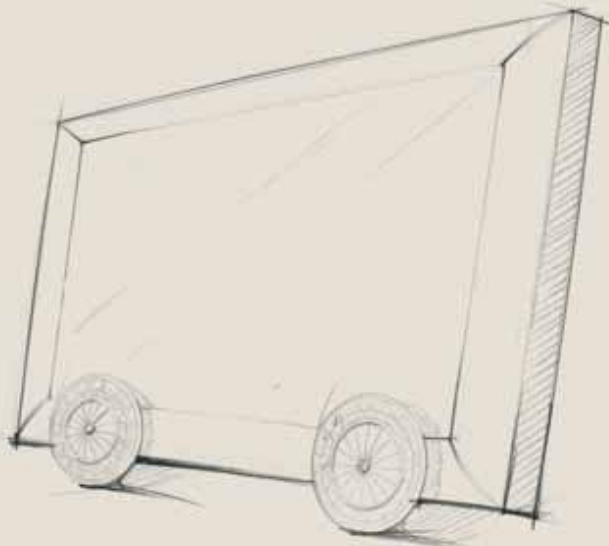
ALTERNATIVE USES



Towel Hangers



Picture Hangers



Picture or Mirror Mounting Accents



Coat Hangers

Post Arm Support Weight

- 1 Post Arm (2½" extension) 15 lbs.
- 2 Post Arms (5" extension) 8 lbs.
- 3 Post Arms (7½" extension) 3 lbs.

Sketches by Designer Nate Justiss